




ERASMUS+ PROGRAMME EU  
PROJECT:2016-1-E501-KA201-026397  
2016-2018

CEIP  
ANTÓN DÍAZ  
El Bonillo

Saint Kliment  
Ohridski Primary  
School-Chirpan



## WM Guidelines to create the content



Elena de la Guía , Vicente López, Teresa Olivares,  
Luis Orozco

Instituto de Investigación en Informática de Albacete(I3A)  
University of Castilla la Mancha, Albacete, Spain  
[melenal.Guia1@alu.uclm.es](mailto:melenal.Guia1@alu.uclm.es), [vicente.lcamacho@uclm.es](mailto:vicente.lcamacho@uclm.es),  
[Teresa.Olivares@uclm.es](mailto:Teresa.Olivares@uclm.es),, [luis.orozco@uclm.es](mailto:luis.orozco@uclm.es),



Funded by the  
Erasmus+ Programme  
of the European Union



# Description of the game

---

- **European culture** Additional objective – knowledge about EU countries
  - **Aims:** To develop and practise:
  - **vocabulary:** words connected with european culture
  - **curricular work:** ...
  - **integrated skills:** listening, speaking, reading, writing
  - **students:** 3 teams (4 students by team)
  - **Age:** Primary (7-11 years)
  - **Time:** 40 minutes approximately

# 1<sup>o</sup>phase: Explore and interact with the Wearable Aula

The screenshot shows a game interface titled "European Game". At the top left, instructions read: "Find 5 cities of Spain, Italy, Germany, France and Greece". The interface is divided into five horizontal rows, each representing a country and its cities. Each row contains a flag, city names with small images, and a set of five stars. The first row (Spain) has five yellow stars. The second row (Germany) has five yellow stars. The third row (Italy) has five yellow stars. The fourth row (France) has five stars, with the last two being grey. The fifth row (Greece) has five stars, with the last two being grey. On the right side, there is a yellow notepad area with the text "Congratulations Blue Team, Found Bremen".

**Instructions**

**Game Title**

**List of the words. Red Team must to find them**

**Motivational Feddback**

**List of the words. Green team must to find them**

Country	Cities	Stars
Spain	BARCELONA, MADRID, SEVILLE, TOLEDO, ALBACETE	5 Yellow
Germany	BREMEN, BERLIN, DORTMUND, FRANKFURT, MUNICH	5 Yellow
Italy	MILAN, PISA, NAPLES, VENICE, ROME	5 Yellow
France	LYON, MARSEILLES, NICE, BORDEAUX, PARIS	5 (3 Yellow, 2 Grey)
Greece	ATHENS, CRETE, ?, OLYMPIA, ?	5 (3 Yellow, 2 Grey)

# How to create the content – 1<sup>o</sup> phase

---

- **Title:** European Game
- **Instructions:** Find 5 cities of Spain, Italy, Germany, France and Greece
- **Words per team:** (The name must to be the same in the picture)
  - Red : BARCELONA, MADRID, SEVILLE, TOLEDO, ALBACETE
  - Blue : BREMEN, BERLIN, DORTMUND, FRANKFURT, MUNICH
  - Orange : MILAN, PISA, NAPLES, VENICE, ROME
  - Yellow : BORDEAUX, LYON, MARSEILLES, NICE, PARIS
  - Green: ATHENS, CRETE, MIKONOS, OLYMPIA, SABTORINI

# How to create the content – 1<sup>o</sup> phase

---

- **Level:** It depends on your criteria. This can be the content of the game, by the number of objects, the age of the students
  - Low: (It is indicated by a smiling green face. Refers to the easiest content to know)
  - Medium: (It is indicated by a smiling orange face)
  - High: (It is indicated by a smiling red face. Refers to the most difficult content to know)

# How to create the content – 1<sup>o</sup> phase

---

- Level 1: It depend on the content. (The most famous and well-known cities )
  - Red : BARCELONA,MADRID,SEVILLE,TOLEDO,ALBACETE
  - Blue : BREMEN,BERLIN,DORTMUND,FRANKFURT,MUNICH
  - Orange : MILAN,PISA,NAPLES,VENICE,ROME
  - Yellow : BORDEAUX,LYON,MARSEILLES,NICE,PARIS
  - Green: ATHENS,CRETE,MIKONOS,OLYMPIA,SABTORINI
  
- Level 2: It depend on the content. (The lesser-known cities )
  - Red : VALENCIA,LA CORUÑA,SARAGOSSA,SANTANDER, TENERIFE
  - Blue : BADEN-BADEN,HAMBURG,LEIPZIG,MITTENWALD,STUTTGART
  - Orange : BOLONIA,FLORENCIA,GENOVA,MODENA,PALERMO
  - Yellow : AVIGNON,MONTPELLIER,PERPINGNAN,STRASBOURG,TOULOUSE
  - Green: CORINTH,PATRAS,PYRGOS,SPARTI,THEBES

# Object/Picture/Cards Rules

Object/Card

Font Type = Comic Sans

**QUICHE LORRAINE**



7,5 cm

Image File

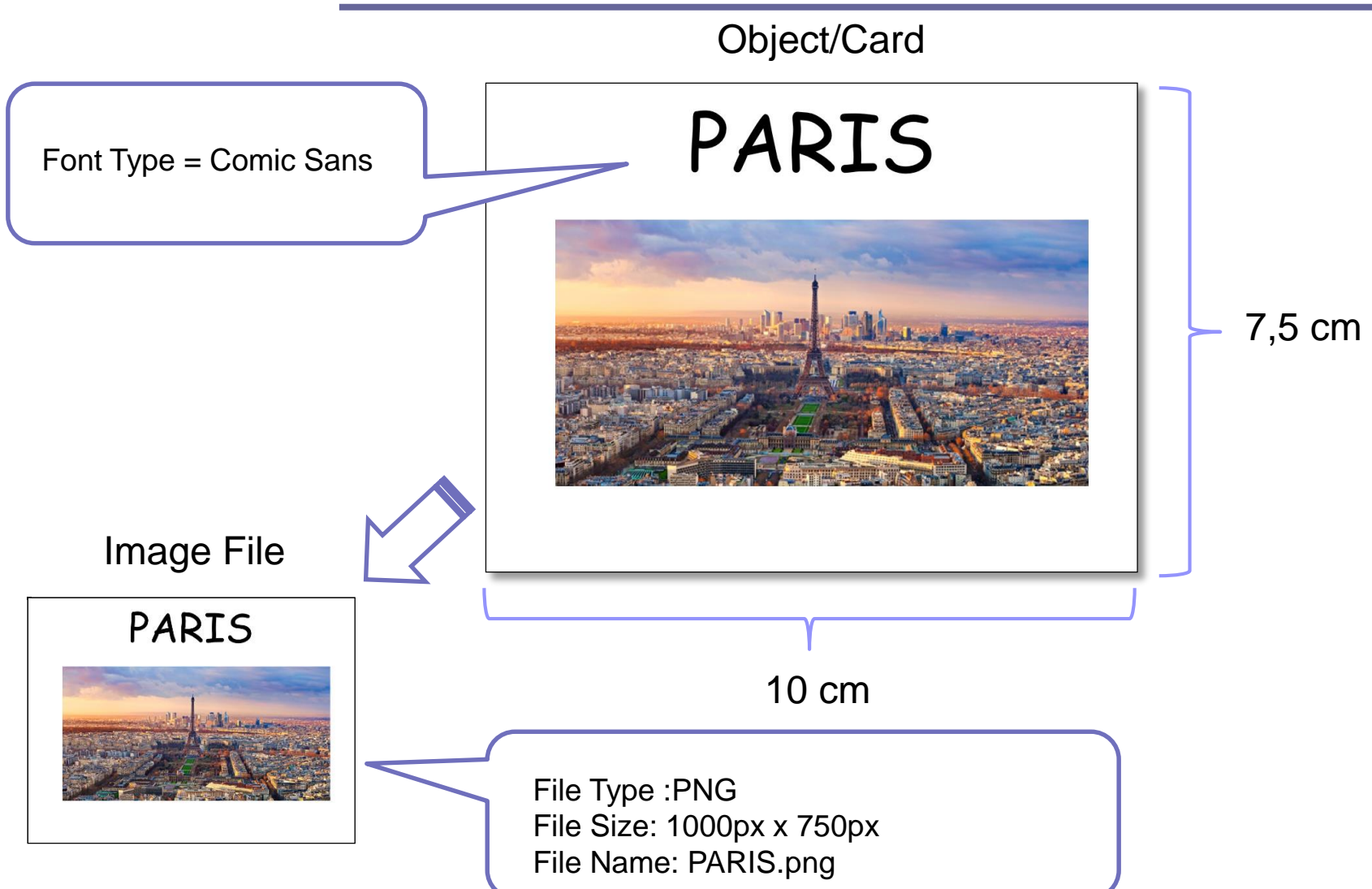
**QUICHE LORRAINE**



10 cm

File Type :PNG  
File Size: 1000px x 750px  
File Name: QUICHE\_LORRAINE.png

# Object/Picture/Cards Rules





# Object/Picture/Cards Rules

Object/Card

Font Type = Comic Sans

School desk



7,5 cm

Image File

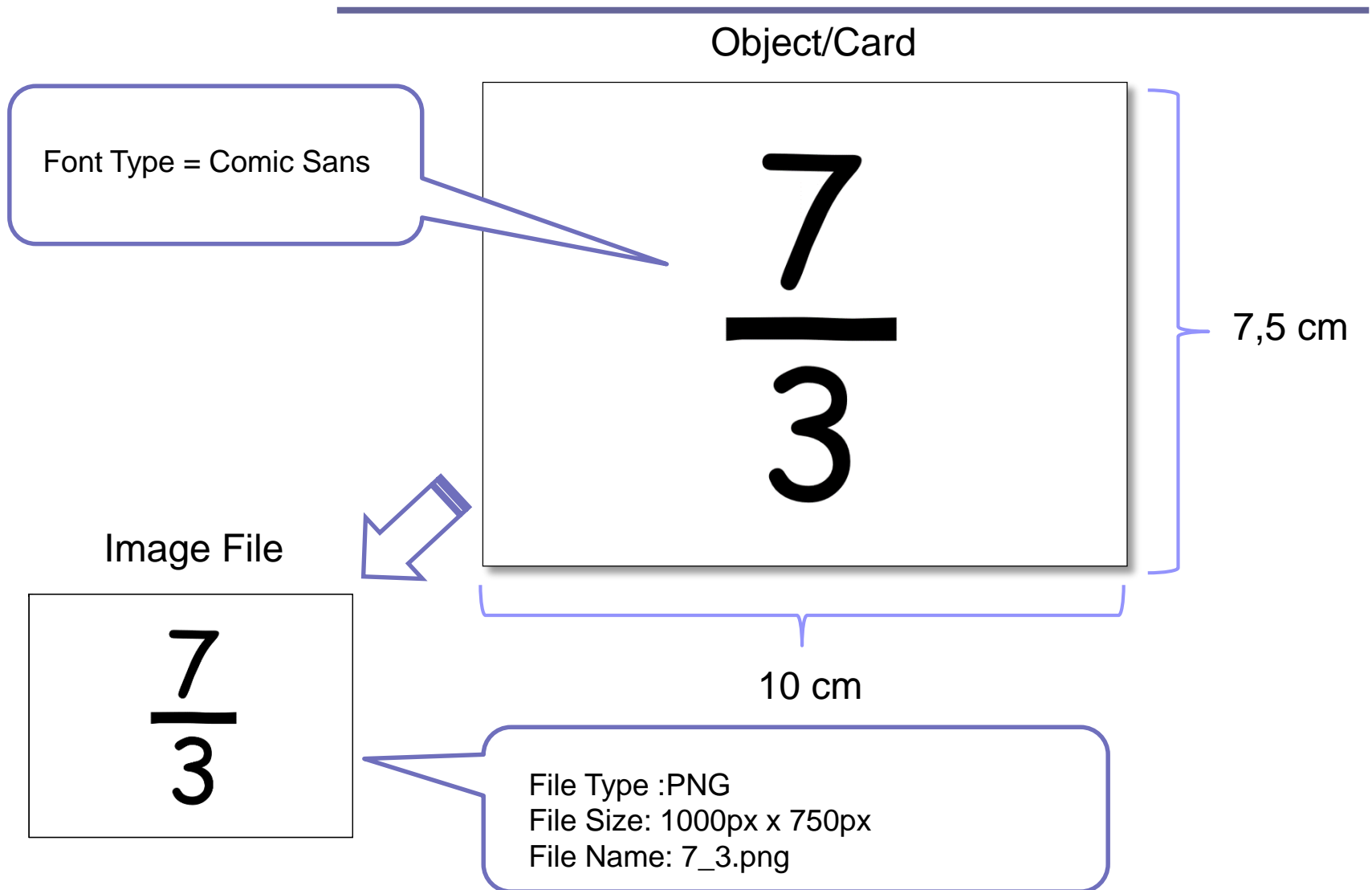
School desk



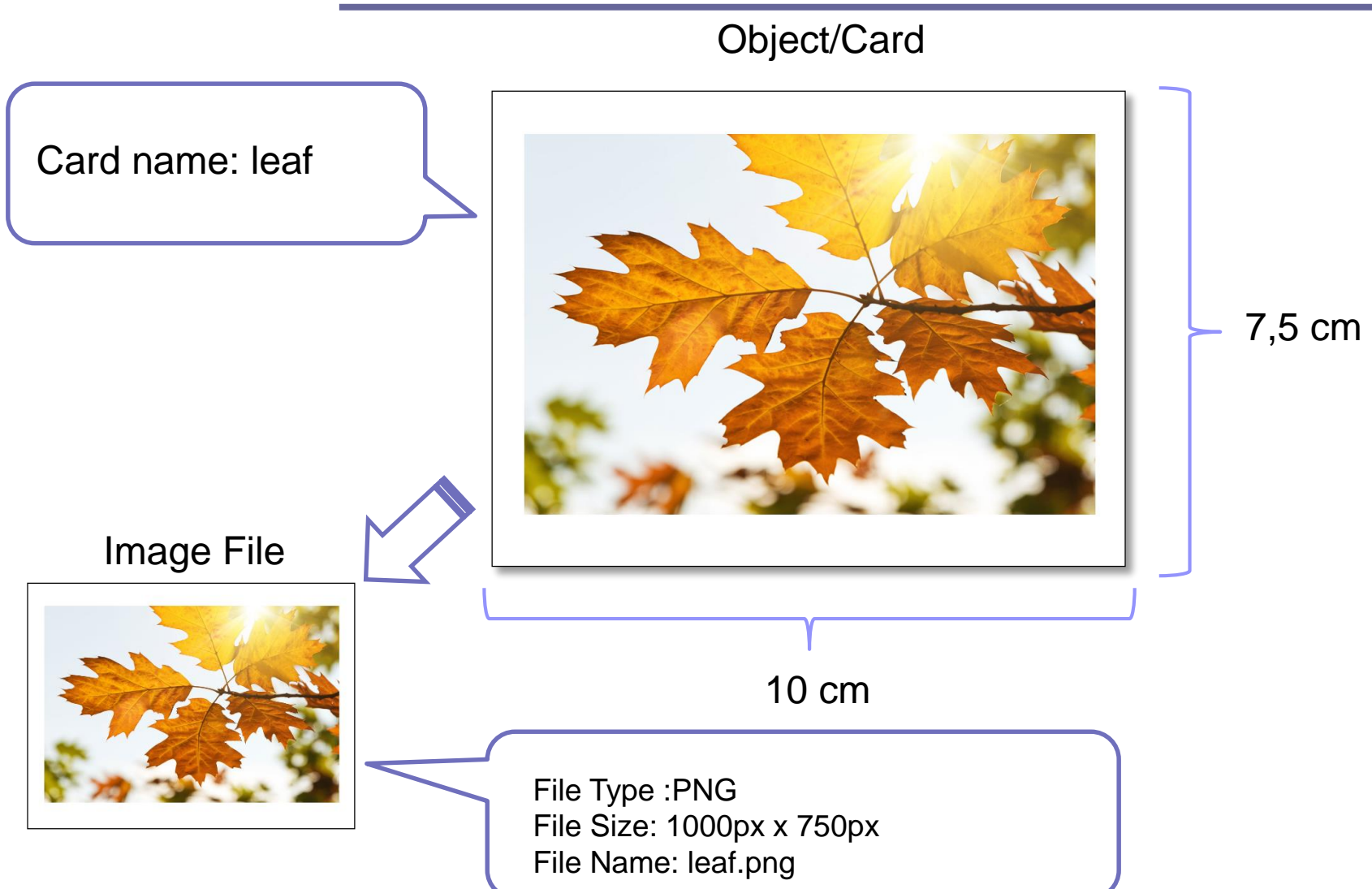
10 cm

File Type :PNG  
File Size: 1000px x 750px  
File Name: School\_desk.png

# Object/Picture/Cards Rules



# Object/Picture/Cards Rules



## 2<sup>o</sup> Phase: Share and collaborate with the teams

Instructions

### European Game Quiz

Make groups and answer the questions!!

Game Title



Questions

Question for Blue Team  
What is the capital of Spain?  
Red team help them  
Good luck explorers and travellers!!!

Motivational  
Feedback

# How to do the content -2<sup>o</sup> phase

---

- **Title:** European Game Quiz
- **Instructions:** Make groups and answer the questions
- **Images:** It can be the words used in the 1<sup>o</sup> phase.  
(Indicate it)
- **Words per team,** students or classroom
  - What is team?: Question for Blue Team
  - Question : What is the capital of Spain?"
  - Answer: MADRID, Picture's name or Digital object's name
- **Motivational feedback :**
  - Congratulations
  - You are very clever team
  - You know the answer

# Information

- .Excel, .Word,
- Fill out the example template (WM\_template.docx)

The screenshot shows the Microsoft Excel interface. The ribbon includes 'Inicio' (Home) with options for 'Pegar' (Paste), 'Copiar' (Copy), and 'Formato' (Format). The font settings are 'Calibri (Cuerp...)' at size 11. The 'Ajustar texto' (Text Alignment) group is active, showing 'Combinar y centrar' (Merge and Center). The 'Formato condicional' (Conditional Formatting) group is also visible. The active cell is A33. The data table is as follows:

	A	B	C	D	E	F	G
1	<b>CARD LABEL</b>	<b>CHARACTERISTIC</b>	<b>COUNTRY</b>	<b>LEVEL</b>	<b>IMAGE NAME</b>		
2	BORDEAUX	CITY	FRANCIA	1	BORDEAUX.png		
3							
4							
5							
6							
7							
8							
9							
10							
11							
12							
13							
14							
15							




ERASMUS+ PROGRAMME EU  
PROJECT:2016-1-ES01-KA201-026397  
2016-2018

CEIP  
ANTÓN DÍAZ  
El Bonillo

Saint Kliment  
Ohridski Primary  
School-Chirpan



## WM Guidelines to create the content



Funded by the  
Erasmus+ Programme  
of the European Union

